
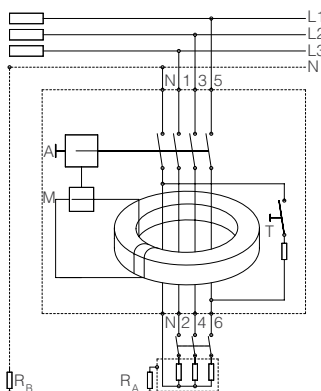


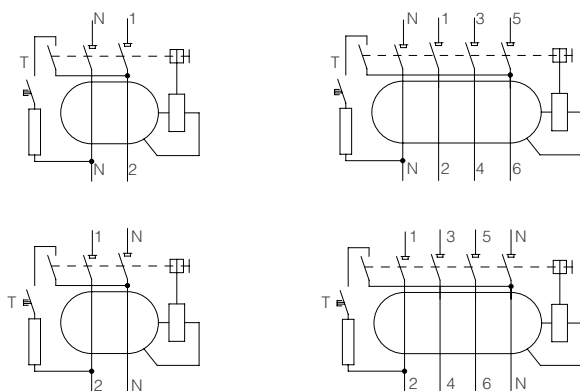
Product Specifications



Wiring Diagrams



A : Shunt relay
 M : Shunt trip
 RA : Protection grounding
 RB : Facility Grounding
 T : Test Button

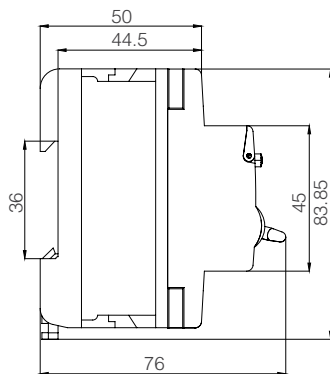
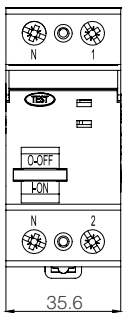


RESIDUAL CURRENT CIRCUIT BREAKERS (RCCBS)

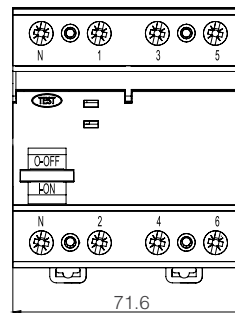
RSM

Technical Drawings

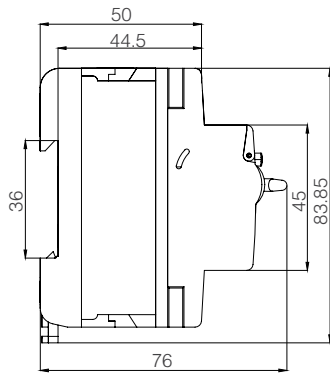
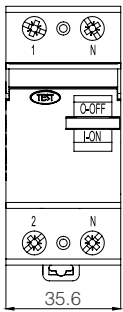
2 Poles
(RCCB) 3kA



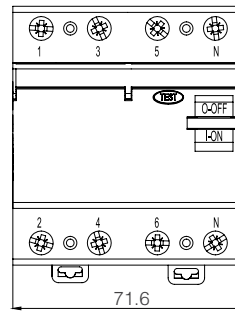
4 Poles
(RCCB) 3kA



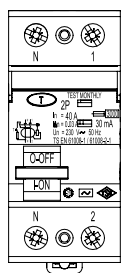
2 Poles
(RCCB) 6kA



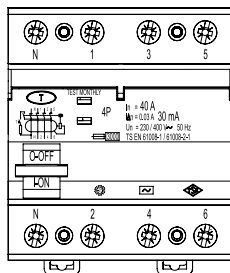
4 Poles
(RCCB) 6kA



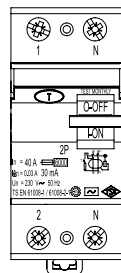
2 Poles
(RCCB) 3kA



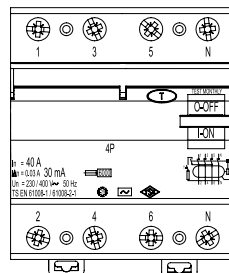
4 Poles
(RCCB) 3kA



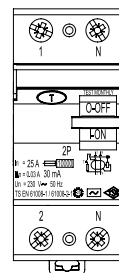
2 Poles
(RCCB) 6kA



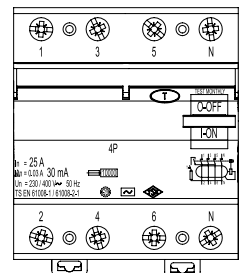
4 Poles
(RCCB) 6kA



2 Poles
(RCCB) 10kA



4 Poles
(RCCB) 10kA



RESIDUAL CURRENT CIRCUIT BREAKERS (RCCBS) 3kA

RSM

Rated Current I_n (A)	Rated Voltage U_n (V)	Code No	Pcs in Box	Pcs Pack.	Product Name
----------------------------	----------------------------	------------	---------------	--------------	--------------

25	230	1242.01.1.1	1	100
32	230	1242.01.1.2	1	100
40	230	1242.01.1.3	1	100
50	230	1242.01.1.4	1	100
63	230	1242.01.1.5	1	100
80	230	1242.01.1.6	1	100
100	230	1242.01.1.7	1	100

2 Poled, 30 mA



25	230	1242.01.2.1	1	100
32	230	1242.01.2.2	1	100
40	230	1242.01.2.3	1	100
50	230	1242.01.2.4	1	100
63	230	1242.01.2.5	1	100
80	230	1242.01.2.6	1	100
100	230	1242.01.2.7	1	100

2 Poled, 300 mA



25	230	1242.01.3.1	1	100
32	230	1242.01.3.2	1	100
40	230	1242.01.3.3	1	100
50	230	1242.01.3.4	1	100
63	230	1242.01.3.5	1	100
80	230	1242.01.3.6	1	100
100	230	1242.01.3.7	1	100

4 Poled, 30 mA



25	230	1242.01.4.1	1	100
32	230	1242.01.4.2	1	100
40	230	1242.01.4.3	1	100
50	230	1242.01.4.4	1	100
63	230	1242.01.4.5	1	100
80	230	1242.01.4.6	1	100
100	230	1242.01.4.7	1	100

4 Poled, 300 mA

