
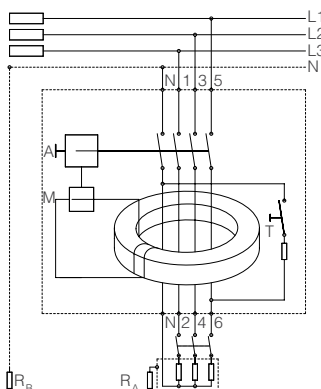


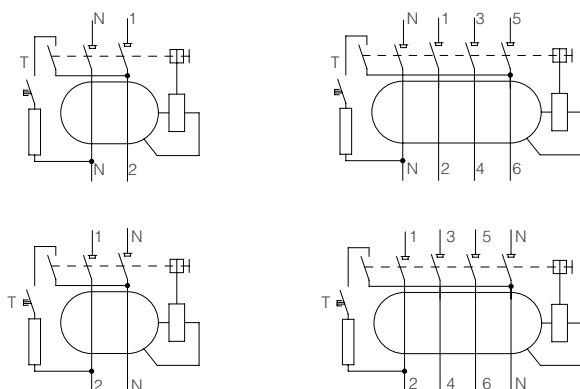
Product Specifications



Wiring Diagrams



A : Shunt relay
 M : Shunt trip
 RA : Protection grounding
 RB : Facility Grounding
 T : Test Button

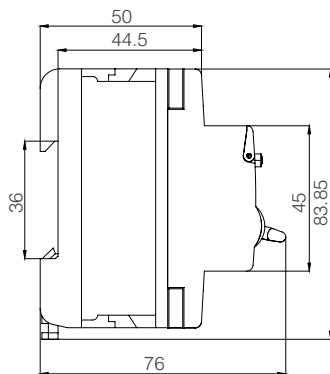
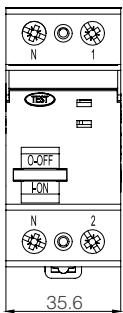


RESIDUAL CURRENT CIRCUIT BREAKERS (RCCBS)

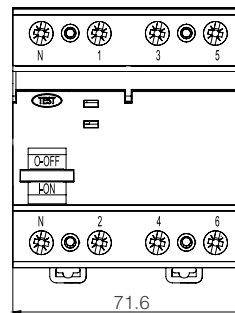
RSM

Technical Drawings

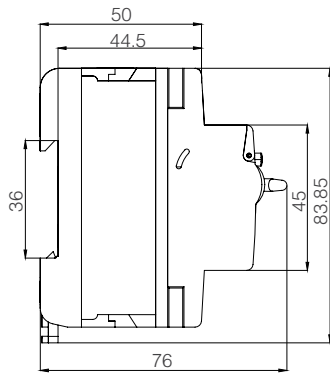
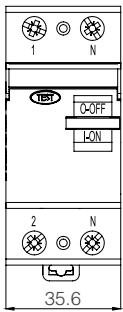
2 Poles
(RCCB) 3kA



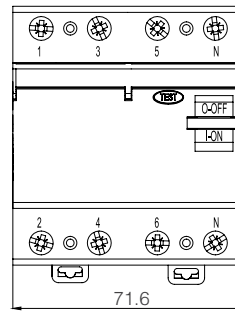
4 Poles
(RCCB) 3kA



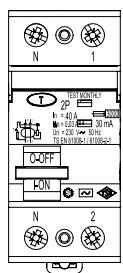
2 Poles
(RCCB) 6kA



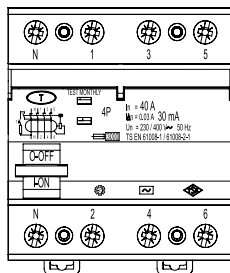
4 Poles
(RCCB) 6kA



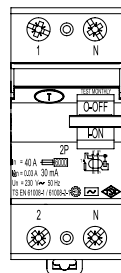
2 Poles
(RCCB) 3kA



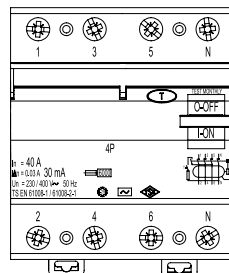
4 Poles
(RCCB) 3kA



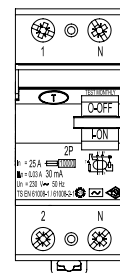
2 Poles
(RCCB) 6kA



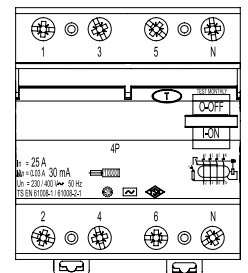
4 Poles
(RCCB) 6kA



2 Poles
(RCCB) 10kA



4 Poles
(RCCB) 10kA



Product Name	Rated Current I_n (A)	Rated Voltage U_n (V)	Code No	Pcs in Box	Pcs Pack.
--------------	-------------------------	-------------------------	---------	------------	-----------

2 Poled, 30 mA



25	230	1242.01.5.1	1	100
32	230	1242.01.5.2	1	100
40	230	1242.01.5.3	1	100
50	230	1242.01.5.4	1	100
63	230	1242.01.5.5	1	100
80	230	1242.01.5.6	1	50
100	230	1242.01.5.7	1	50
125	230	1242.01.5.6	1	50

2 Poled, 300 mA



25	230	1242.01.6.1	1	100
32	230	1242.01.6.2	1	100
40	230	1242.01.6.3	1	100
50	230	1242.01.6.4	1	100
63	230	1242.01.6.5	1	100
80	230	1242.01.6.6	1	50
100	230	1242.01.6.7	1	50
125	230	1242.01.6.6	1	50

4 Poled, 30 mA



25	230	1242.01.7.1	1	50
32	230	1242.01.7.2	1	50
40	230	1242.01.7.3	1	50
50	230	1242.01.7.4	1	50
63	230	1242.01.7.5	1	50
80	230	1242.01.7.6	1	50
100	230	1242.01.7.7	1	50
125	230	1242.01.7.6	1	50

4 Poled, 300 mA



25	230	1242.01.8.1	1	50
32	230	1242.01.8.2	1	50
40	230	1242.01.8.3	1	50
50	230	1242.01.8.4	1	50
63	230	1242.01.8.5	1	50
80	230	1242.01.8.6	1	50
100	230	1242.01.8.7	1	50
125	230	1242.01.8.6	1	50